



gBat

NH XL 1500V DC

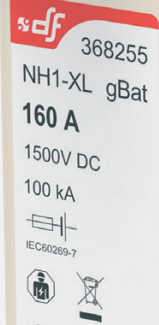
fuse links



BOLTED BLADE
WITH STRIKER

PROTECTING THE WORLD





RATED VOLTAGE
1500V DC

RATED CURRENT
63A...160A

BREAKING CAPACITY
100kA

STANDARDS
IEC/EN 60269-1
IEC 60269-7



NH XL gBat 1500V DC fuse links for battery storage protection

NH gBat fuse links are specially designed to protect battery systems according to the draft of the new Standard IEC60269-7.

NH gBat fuse links are capable to clearing all types of overcurrents, overloads and short-circuits, thus the fuse links protect the batteries as well as cables and all switchgear of installation.

These fuse links are designed and manufactured with the same techniques that semiconductor fuse links, which makes them very fast of operation and gives a good performance under continuous charge/discharge cycles.

They are optimized to have reduced power dissipations that allow the utilization of a wide range of fuse bases, disconnectors and fuse switch disconnectors.

The range comprises the following fuse links:

→ Size NH1 XL gBat 1500V DC 63A to 160A

These fuse links can be used also as a protection in other DC applications, but it is very important to take into account the kind of load and the time-constant of circuit in order to have a correct application (consult us).

They are manufactured according to IEC/EN60269 Standards and comply with RoHS directive.



Range

I_n (A)	REFERENCE	PACKING Uni /BOX
63	368235	1/18
80	368240	1/18
100	368245	1/18
125	368250	1/18
160	368255	1/18



Technical data

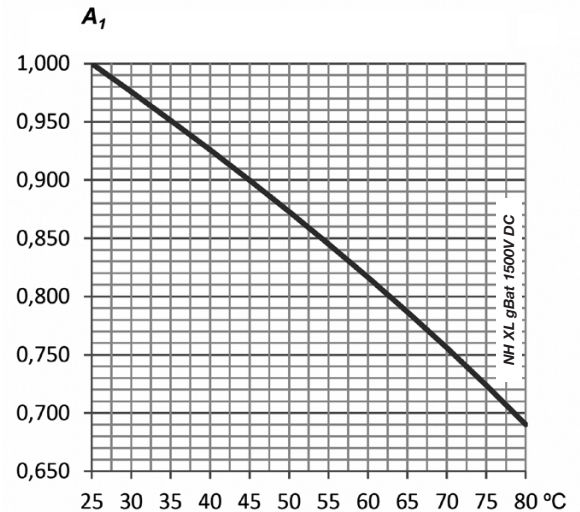
Rated voltage	1500V DC L/R ≤ 3ms
Rated current	63A...160A
Rated breaking capacity	100kA
Utilization category	gBat
Storage temperature	-40°C ... 90°C
Operating temperature *	-40°C ... 80°C

* For ambient temperatures higher than 25°C it is necessary to apply a derating in maximum current.

Materials

Body	Ceramics
Contact blades	Copper or brass (silver plated)
Plates	Aluminium
Screws	Zinc plated steel

Ambient temperature derating factor



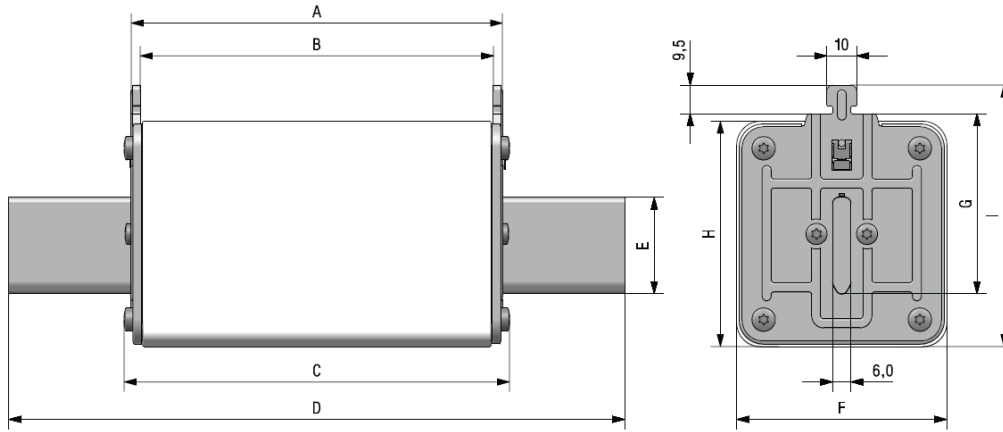
Standards

IEC/EN 60269-1
IEC 60269-7 (draft)
RoHS Compliant



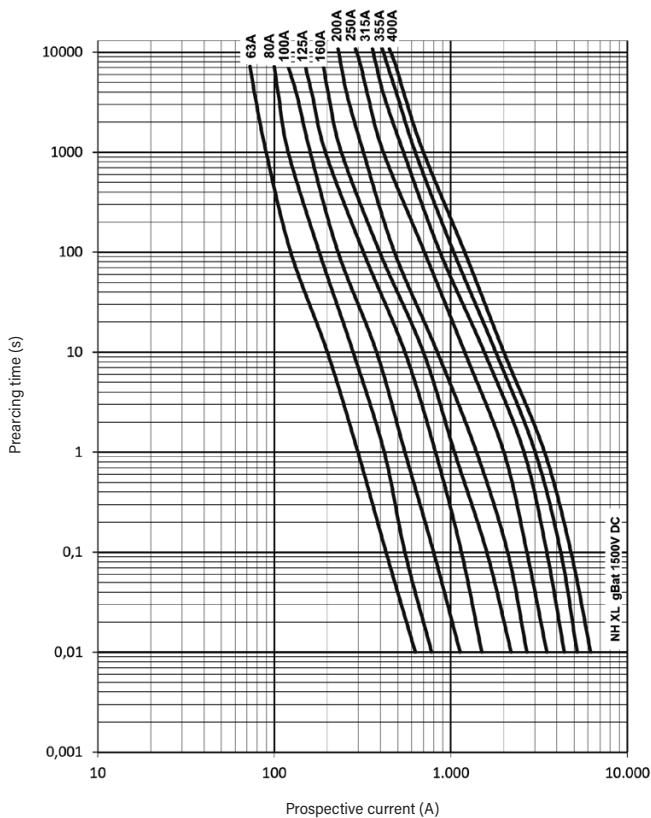


Dimensions

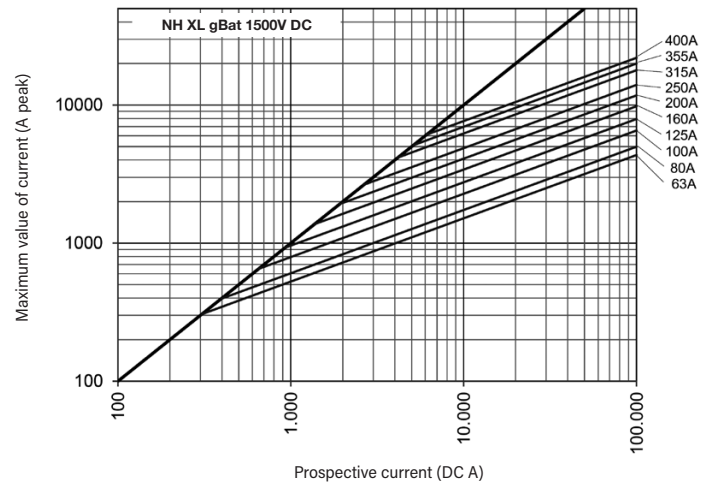


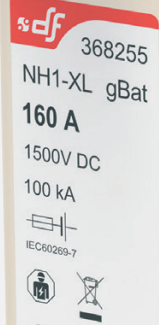
A	B	C	D	E	F	G	H	I	Weight
126	120	129	191	20	39	40	52,5	64,5	650 gr

t-I characteristics



Cut-off characteristics

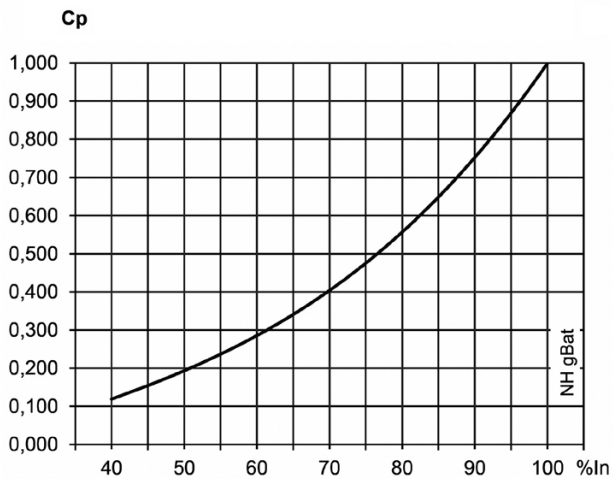





Power dissipation

RATED CURRENT (A)	POWER LOSS $0,8 \cdot I_n$ (W)	POWER LOSS I_n (W)	PREARcing I_t^2 (A ² s)	OPERATING I_t^2 at U_n (A ² s)
63	10,8	19	1160	2460
80	14,2	25	1760	3720
100	14,8	26	3970	8380
125	17,1	30	7070	14900
160	21,7	38	13360	28180

Correction factor for power loss





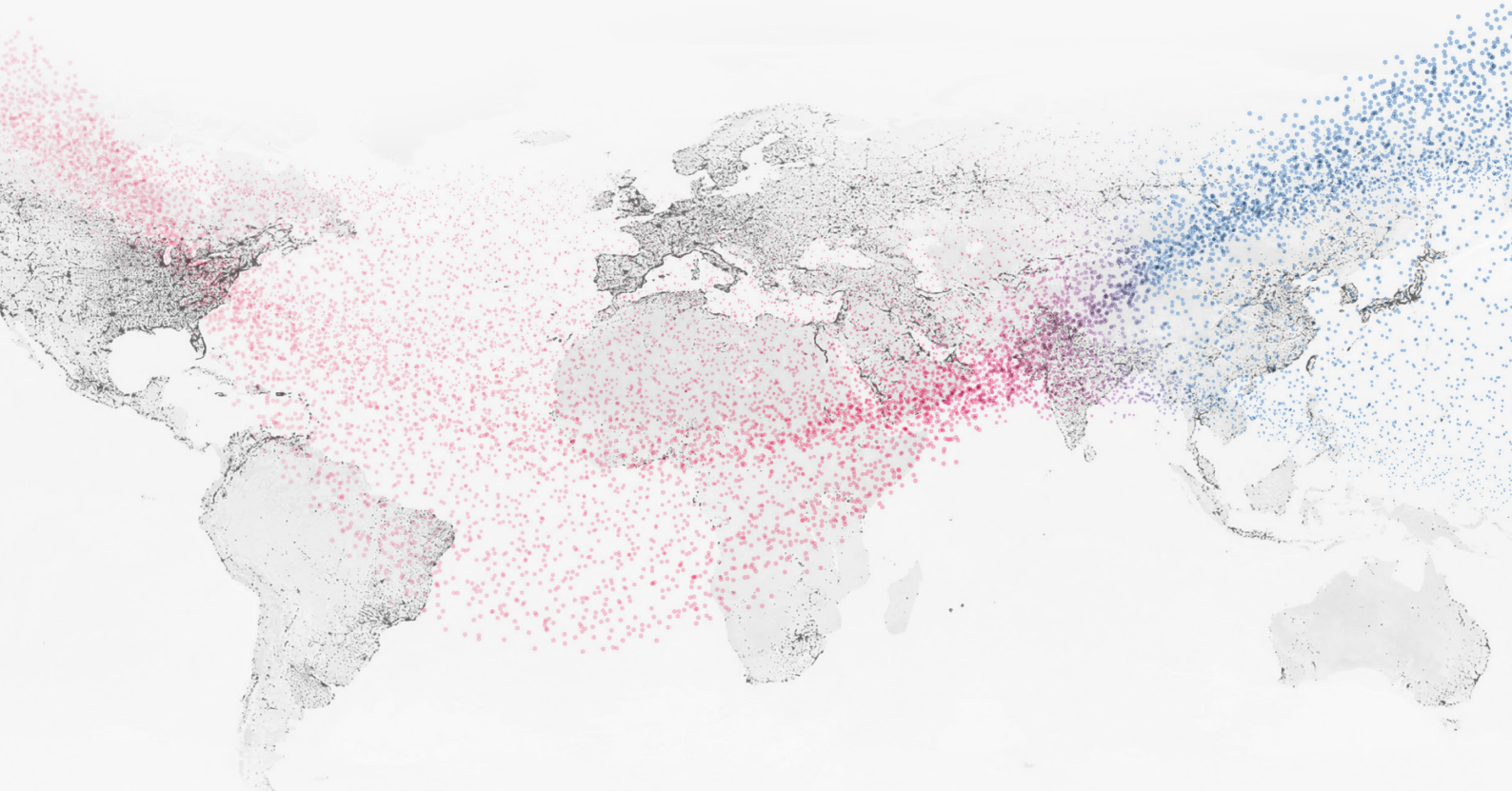
PROTECTING THE WORLD



HEAD OFFICE AND FACTORY
 SILICI, 67-69
 08940 CORNELLA DE LLOBREGAT
 BARCELONA · SPAIN
 Tel. +34 93 377 85 85
 Fax +34 93 377 82 82

INTERNATIONAL SALES
 Tel. +34 93 475 08 64
 Fax +34 93 480 07 75
 export@dfelectric.es

NATIONAL SALES
 Tel. 93 475 08 64
 Fax 93 480 07 76
 comercial@dfelectric.es



dfelectric.es



According to the waste of electrical and electronic equipment directive, electrical material should not be part of the usual waste. This symbol alerts users that these products should be recycled according to local environmental waste disposal regulations.



The "electro technical expert" logo marked on the products included in this data sheet indicates that the installation of these products must be carried out by expert personnel with specialized knowledge.



To prevent electrical hazards, carry out the installation without voltage.



Safety notice
 Please capture the following QR code and read our safety notice carefully before installing our products.



The data reflected in this technical record are subject to the correct installation of the product in accordance with manufacturer's instructions, relevant installation standards and professional practices, maintained and used in applications for which they were made.

The products described in this document have been designed, developed and tested in accordance with specific standard. They are considered components that are integrated as part of installation, machine or equipment. The correct general operation of the referred product is responsibility of the manufacturer of the installation, machine or equipment.

DF ELECTRIC cannot guarantee the characteristics of an installation, machine or equipment that has been designed by a third party. Once a product has been selected, the user must verify that it is appropriate for its application, through the verifications and/or tests that it deems appropriate.

DF ELECTRIC retains the right to change the dimensions, specifications, materials or design of its products at any time with or without notice.