

**PROTECTING  
THE WORLD**

# TRANSFORMERS

LOW VOLTAGE TRANSFORMERS · AUTOTRANSFORMERS · REACTORS

## TR26 SAFETY

for swimming-pool spotlights  
single-phase transformers

TR26



TR26



TR26  
H



TR26  
LED



TR26

POWER

130VA  
350VA  
700VA

PRI VOLTAGE

230V

SEC VOLTAGE


12V

STANDARDS

IEC/EN 61558-1  
IEC/EN 61558-2-6



IP20



IP00

## TR26 SAFETY for swimming pool spotlights Single-phase transformers

TR26 range comprise single-phase safety transformers for the supply of spotlights in swimming-pools, Spas, gardens and moisture locations where, due to safety reasons it is necessary to use low safety voltage (SELV).

It has several taps in primary winding marked in meters in order to compensate the voltage drop in the transformer-spotlight line conductors and thus to get an adequate brightness in every spotlight.

There are IP00 and IP20 models.

They are manufactured with electrostatic screen (class I) and sized for continuous service at 100% of power in an ambient temperature up to 40°C.

Easy and fast connections due to the high capacity clamp type terminal blocks, accessible without remove any cover.

On request we can manufacture transformers with other voltages or rated power, with class II protection, with another distances between transformer and spotlight, with thermal switch, etc.

## Range

POWER (VA)	FOR SPOTLIGHT	DISTANCES TRANSFORMER SPOTLIGHT	REFERENCE	
			TR26 IP20	TR26 IP00
130	1x12V 100W	8-15-20m 2,5 mm <sup>2</sup> wire size 10-18-25m 4 mm <sup>2</sup> wire size	660130000	660130001
350	1x12V 300W	8-18-25m 6 mm <sup>2</sup> wire size 10-25-40m 10 mm <sup>2</sup> wire size	660350000	660350001
700	2x12V 300W	8-18-25m 6 mm <sup>2</sup> wire size 10-25-40m 10 mm <sup>2</sup> wire size	660700000	660700001

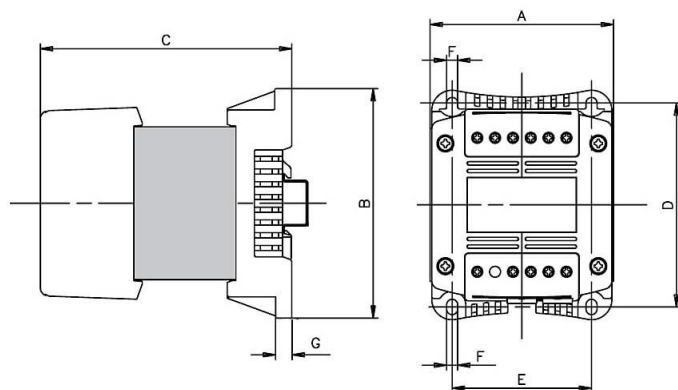


## Technical data

Rated primary voltage	230V
Rated secondary voltage	12V
Rated power range	130VA   350VA   700VA
Protection against electric shock	Class I
Thermal class	B (130°C) F (155°C)
Rated ambient temperature	40°C
Protection index	IP00   IP20
Frequency	50/60Hz
Dielectric strength between primary and secondary	≥4,5kV
Dielectric strength between windings and metallic parts	≥2,5kV
Ambient temperature of service *	-20°C ... 70°C
Storage temperature	-40°C ... 85°C

\* For ambient temperatures higher than 40°C it is necessary to apply a derating.

## Dimensions



### TR26 IP20

POWER (VA)	DIMENSIONS (mm)							WEIGHT (kg)
	A	B	C	D	E	F	G	
130	84	113	116	101	66	5	7,5	2,00
350	108	135	138	120	82	6,5	9,5	4,45
700	120	152	166	135	94	7	9,5	7,89

## Constructive characteristics

Electrostatic screen between primary and secondary

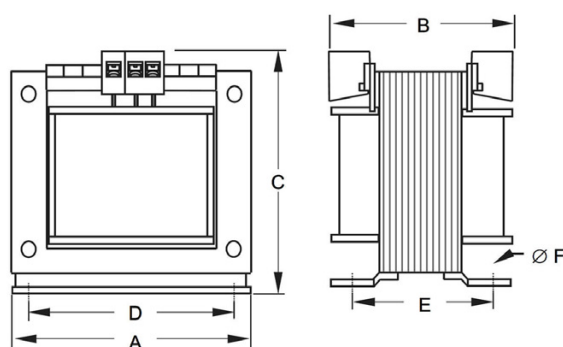
Windings in F(155°C) or H(180°C) thermal class

Flexible insulation Class B(130°C) or F(155°C)

Impregnation with varnish Class F(155°C)

Casing and mount base in polyamide self extinguishable

TIG welded magnetic core prevent vibration and allows small air gap to reduce the magnetization current



### TR26 IP00

POWER (VA)	DIMENSIONS (mm)						WEIGHT (kg)
	A	B	C	D	E	F	
130	84	90	90	64	67	4,8	1,96
350	108	110	93	90	80	5,0	3,90
700	120	135	108	90	117	5,7	7,80


## Standards

IEC/EN 61558-1 Transformers, general specifications

IEC/EN 61558-2-6 Safety transformers

RoHS Compliant





## PROTECTING THE WORLD



### HEAD OFFICE AND FACTORY

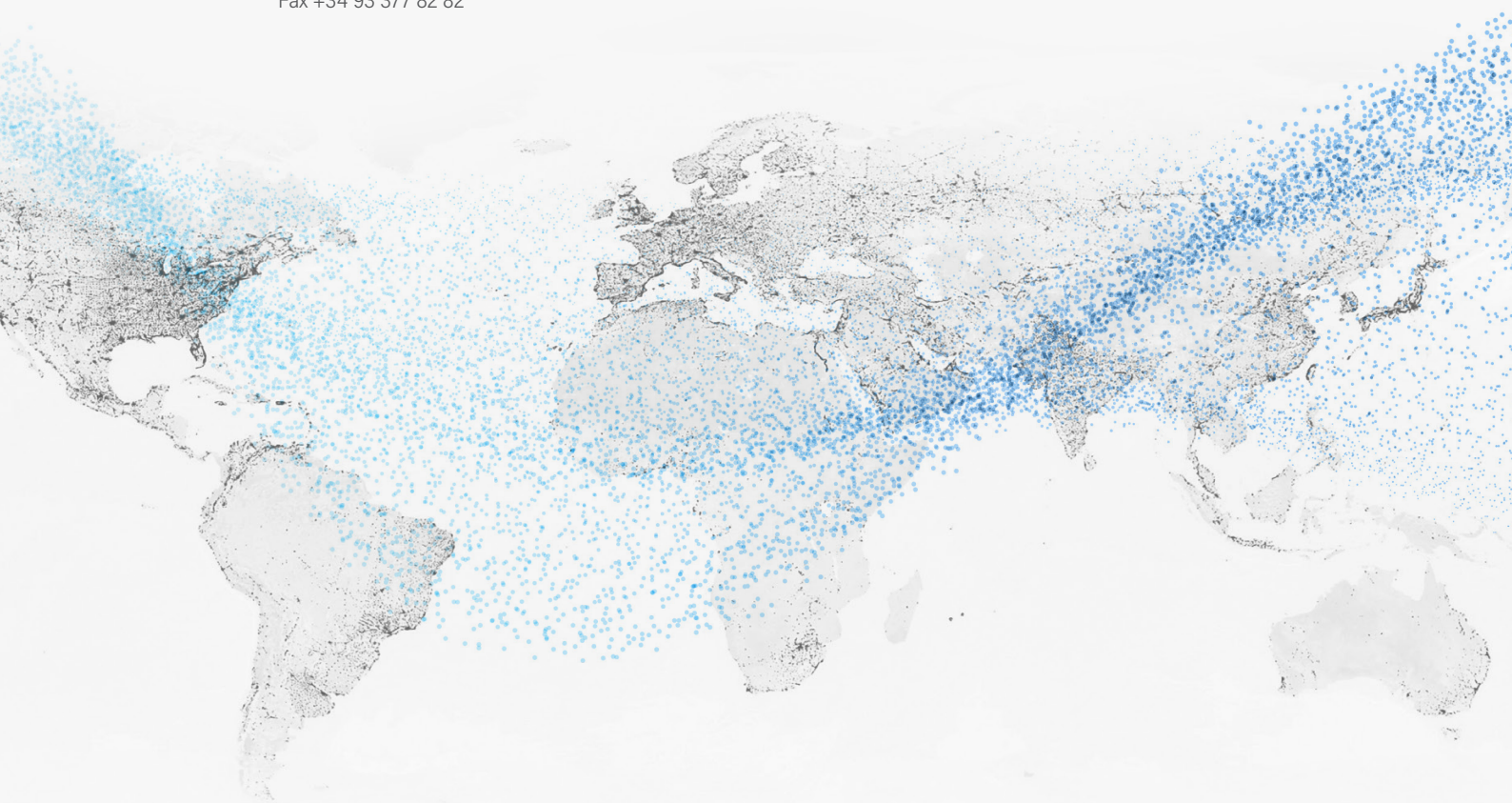
SILICI, 67-69  
08940 CORNELLA DE LLOBREGAT  
BARCELONA · SPAIN  
Tel. +34 93 377 85 85  
Fax +34 93 377 82 82

### INTERNATIONAL SALES

Tel. +34 93 475 08 64  
Fax +34 93 480 07 75  
export@dfelectric.es

### NATIONAL SALES

Tel. 93 475 08 64  
Fax 93 480 07 76  
comercial@dfelectric.es



dfelectric.es



According to the waste of electrical and electronic equipment directive, electrical material should not be part of the usual waste. This symbol alerts users that these products should be recycled according to local environmental waste disposal regulations.



The "electro technical expert" logo marked on the products included in this data sheet indicates that the installation of these products must be carried out by expert personnel with specialized knowledge.



To prevent electrical hazards, carry out the installation without voltage.



**Safety notice**  
Please capture the following QR code and read our safety notice carefully before installing our products.



The data reflected in this technical record are subject to the correct installation of the product in accordance with manufacturer's instructions, relevant installation standards and professional practices, maintained and used in applications for which they were made.

The products described in this document have been designed, developed and tested in accordance with specific standard. They are considered components that are integrated as part of installation, machine or equipment. The correct general operation of the referred product is responsibility of the manufacturer of the installation, machine or equipment.

DF ELECTRIC cannot guarantee the characteristics of an installation, machine or equipment that has been designed by a third party. Once a product has been selected, the user must verify that it is appropriate for its application, through the verifications and/or tests that it deems appropriate.

DF ELECTRIC retains the right to change the dimensions, specifications, materials or design of its products at any time with or without notice.

©2020 DF Electric. All rights reserved