

HORUS[®]
PHOTOVOLTAIC
PROTECTION



PHOTOVOLTAIC

FUSE LINKS & FUSE HOLDERS FOR PHOTOVOLTAIC APPLICATIONS

gG NH 800V AC fuse links



NHC1



NH1



NH3

PROTECTING THE WORLD





RATED VOLTAGE
800V AC

RATED CURRENT
80A...200A

BREAKING CAPACITY
80kA

STANDARDS

IEC/EN 60269-1
IEC/EN 60269-2



NH 800V AC fuse links for output side of photovoltaic inverters

These knife type (NH) fuse links with high breaking capacity are intended for protection of the output side of new generation of photovoltaic inverters, with output voltage of 800V AC.

They are gG class and provide protection against overloads and short-circuits with rated voltages up to 800V +10%. The rated breaking capacity is 80 kA. They have a low values of power dissipations.

The range comprises the following fuse links:

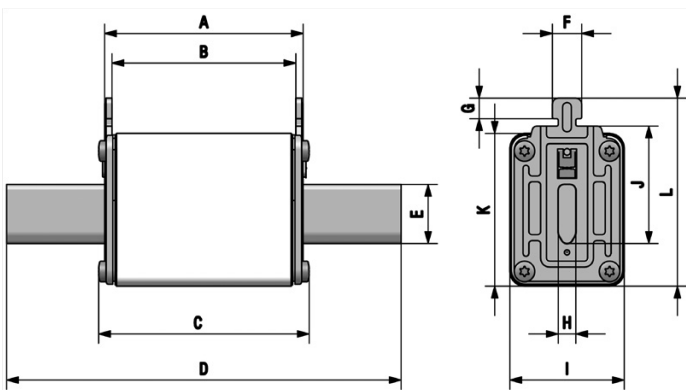
→ Size NH1 800V AC 80A to 200A

Manufactured with ceramic body with high withstand to internal pressure and thermal shock, that allows a high breaking capacity. Knife contacts are made of silver plated copper or brass.

They are manufactured according to IEC/EN60269 Standards and comply with RoHS directive.



Dimensions



A	B	C	D	E	F	G	H	I	J	K	L
68	62	71,5	135	20	10	9,5	6	39	40	52	64

Weight 380gr

Range

I_n (A)	REFERENCE	PACKING Uni /BOX
80	385240	3/30
100	385245	3/30
125	385250	3/30
160	385255	3/30
200	385260	3/30



Technical data

Rated voltage	800V AC +10%
Rated current	80A...200A
Rated breaking capacity	80kA
Utilization category	gG
Rated frequency	42...62Hz
Storage temperature	-40°C ... 90°C
Operating temperature *	-40°C ... 80°C

* For ambient temperatures higher than 25°C it is necessary to apply a derating in maximum current.

Standards

IEC/EN 60269-1
IEC/EN 60269-2
RoHS Compliant



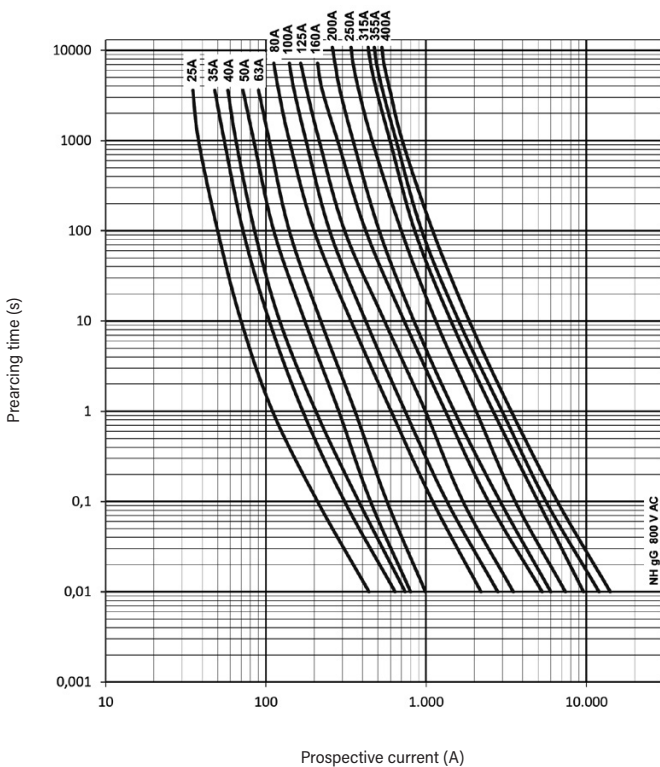
Power dissipation

I_n (A)	PREARcing I^2t (A ² S)	OPERATING I^2t (A ² S 800V ~)	POWER DISSIPATION (W)
80	16550	33855	10
100	32430	66355	12
125	59730	122215	14
160	95300	195000	18
200	108000	256350	23,5

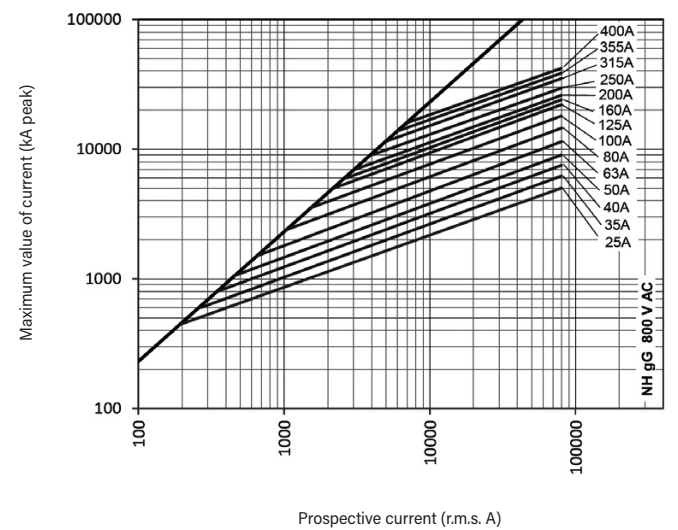
Materials

Body	Steatite C221
Contact blades	Copper or brass (silver plated)
Plates	Aluminium
Screws	Zinc plated steel

t-I characteristics

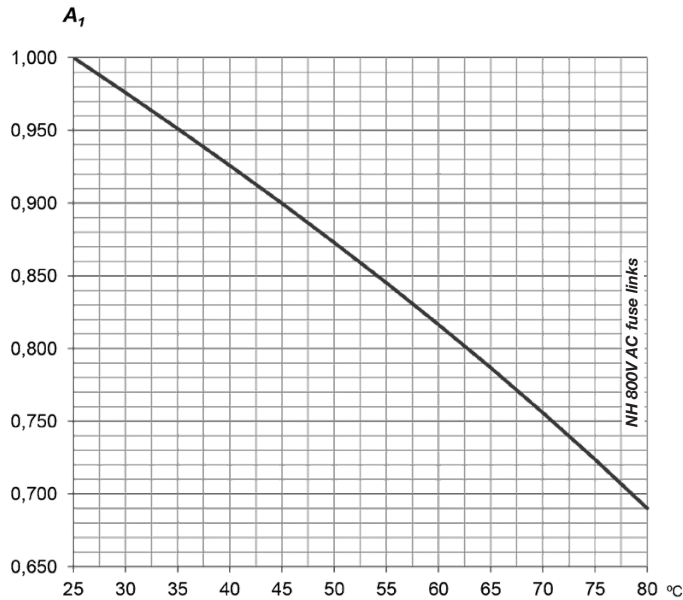


Cut-off characteristics



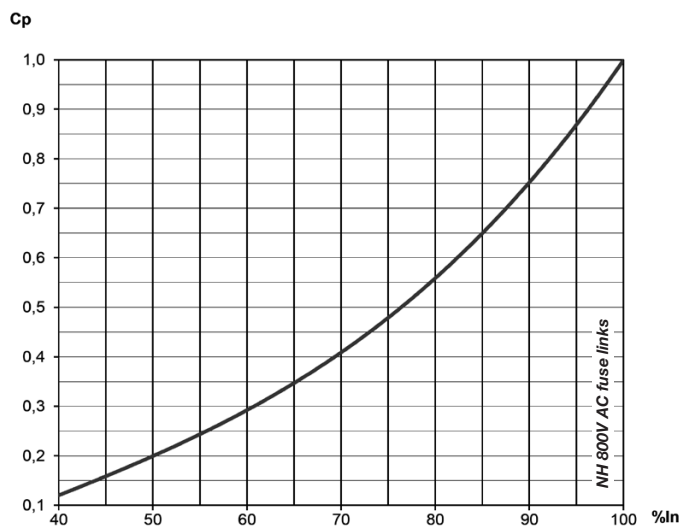



Ambient temperature derating factor



t_a (°C)	A_1
25	1,00
30	0,98
35	0,95
40	0,93
45	0,90
50	0,87
55	0,84
60	0,82
65	0,79
70	0,76
75	0,72
80	0,69

Correction factor for power loss





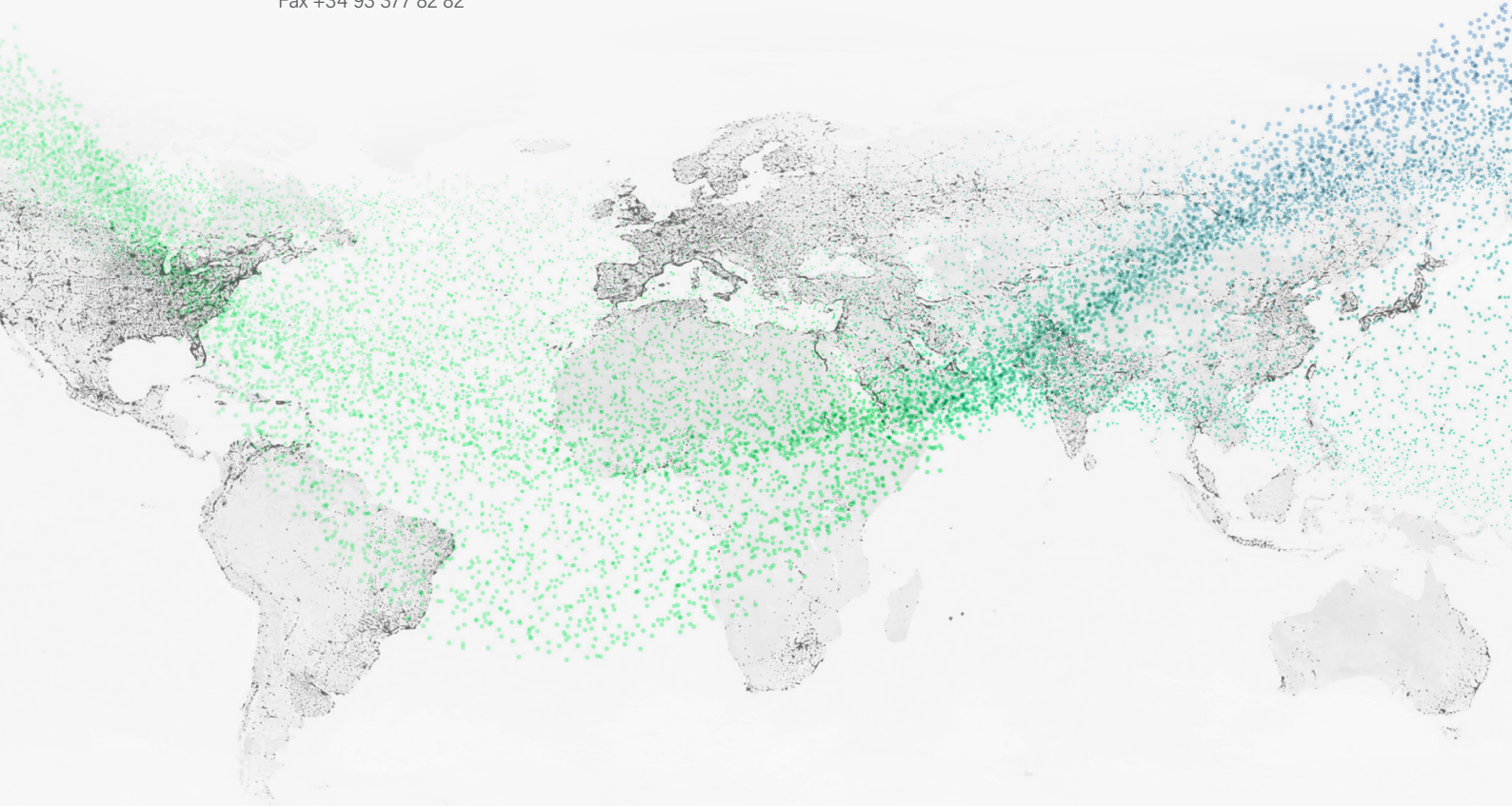
PROTECTING THE WORLD



HEAD OFFICE AND FACTORY
 SILICI, 67-69
 08940 CORNELLA DE LLOBREGAT
 BARCELONA · SPAIN
 Tel. +34 93 377 85 85
 Fax +34 93 377 82 82

INTERNATIONAL SALES
 Tel. +34 93 475 08 64
 Fax +34 93 480 07 75
 export@dfelectric.es

NATIONAL SALES
 Tel. 93 475 08 64
 Fax 93 480 07 76
 comercial@dfelectric.es



dfelectric.es



According to the waste of electrical and electronic equipment directive, electrical material should not be part of the usual waste. This symbol alerts users that these products should be recycled according to local environmental waste disposal regulations.



The "electro technical expert" logo marked on the products included in this data sheet indicates that the installation of these products must be carried out by expert personnel with specialized knowledge.



To prevent electrical hazards, carry out the installation without voltage.



Safety notice
 Please capture the following QR code and read our safety notice carefully before installing our products.



The data reflected in this technical record are subject to the correct installation of the product in accordance with manufacturer's instructions, relevant installation standards and professional practices, maintained and used in applications for which they were made.

The products described in this document have been designed, developed and tested in accordance with specific standard. They are considered components that are integrated as part of installation, machine or equipment. The correct general operation of the referred product is responsibility of the manufacturer of the installation, machine or equipment.

DF ELECTRIC cannot guarantee the characteristics of an installation, machine or equipment that has been designed by a third party. Once a product has been selected, the user must verify that it is appropriate for its application, through the verifications and/or tests that it deems appropriate.

DF ELECTRIC retains the right to change the dimensions, specifications, materials or design of its products at any time with or without notice.

©2023 DF Electric. All rights reserved