

BATTERY STORAGE

NH BATTERY PROTECTION FUSE LINKS



gBat NH 440V DC fuse links



PROTECTING
THE WORLD



RATED VOLTAGE
440V DC

RATED CURRENT
125A | 160A

BREAKING CAPACITY
30kA

STANDARDS

IEC/EN 60269-1
IEC 60269-7 DRAFT



NH gBat 440/550V DC fuse links for battery storage protection

NH gBat fuse links are specially designed to protect battery systems according to the draft of the new Standard IEC60269-7.

NH gBat fuse links are capable of clearing all types of overcurrents, overloads and short-circuits, thus the fuse links protect the batteries as well as cables and all switchgear of installation.

These fuse links are designed and manufactured with the same techniques that semiconductor fuse links, which makes them very fast of operation and gives a good performance under continuous charge/discharge cycles.

They are optimized to have reduced power dissipations that allow the utilization of a wide range of fuse bases, disconnectors and fuse switch disconnectors.

The range comprises the following fuse links:

→ Size NH00 gBat 440V DC 125A and 160A

These fuse links can be used also as a protection in other DC applications, but it is very important to take into account the kind of load and the time-constant of circuit in order to have a correct application (consult us).

They are manufactured according to IEC/EN60269 Standards and comply with RoHS directive.



Range

I_n (A)	REFERENCE	PACKING Uni /BOX
125	370070	3/60
160	370075	3/60

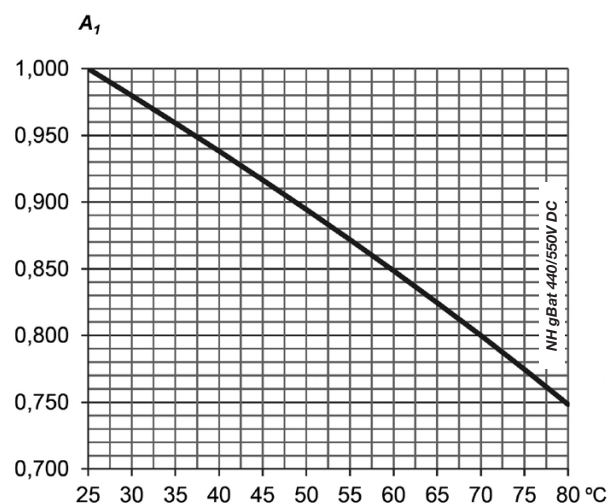


Technical data

Rated voltage	440V DC L/R ≤ 10ms
Rated current	125A 160A
Rated breaking capacity	30kA
Utilization category	gBat
Storage temperature	-40°C ... 90°C
Operating temperature *	-40°C ... 80°C

* For ambient temperatures higher than 25°C it is necessary to apply a derating in maximum current.

Ambient temperature derating factor



Materials

Body	Steatite C221
Contact blades	Copper or brass (silver plated)
Plates	Aluminium
Screws	Zinc plated steel

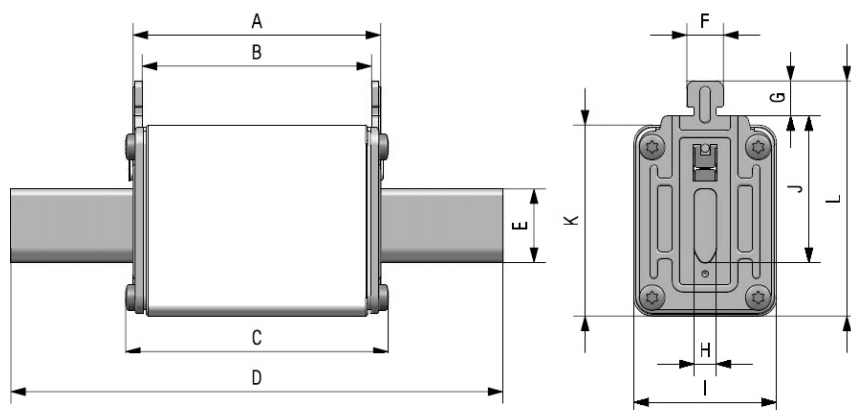
Standards

IEC/EN 60269-1
IEC 60269-7 (draft)
RoHS Compliant



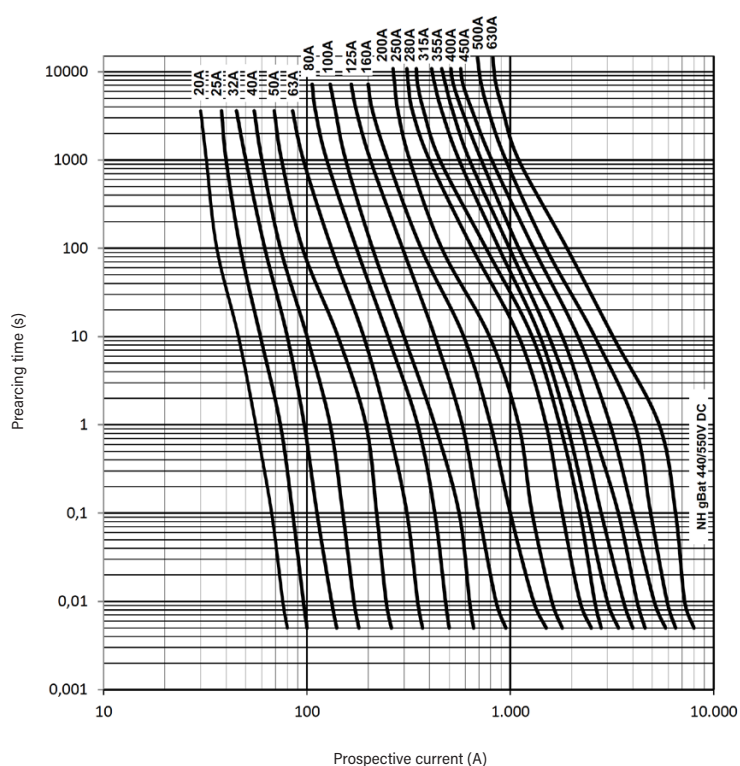


Dimensions

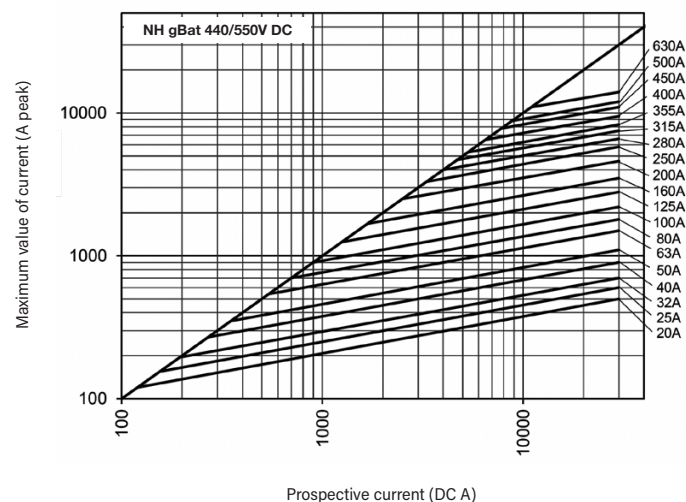


A	B	C	D	E	F	G	H	I	J	K	L	Weight
49	44	52	78,5	15	10	9,5	6	29	35	47	59	180 gr

t-I characteristics



Cut-off characteristics

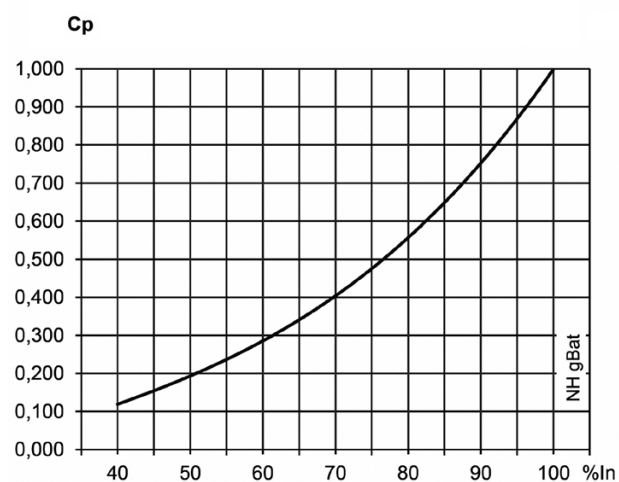





Power dissipation

RATED CURRENT	POWER LOSS $0,8 \cdot I_n$	POWER LOSS I_n	PREARcing I^2t	OPERATING I^2t at U_n
(A)	(W)	(W)	(A ² s)	(A ² s)
125	8,3	14,7	6850	8800
160	10,5	18,2	12900	16500

Correction factor for power loss





PROTECTING THE WORLD

HEAD OFFICE AND FACTORY

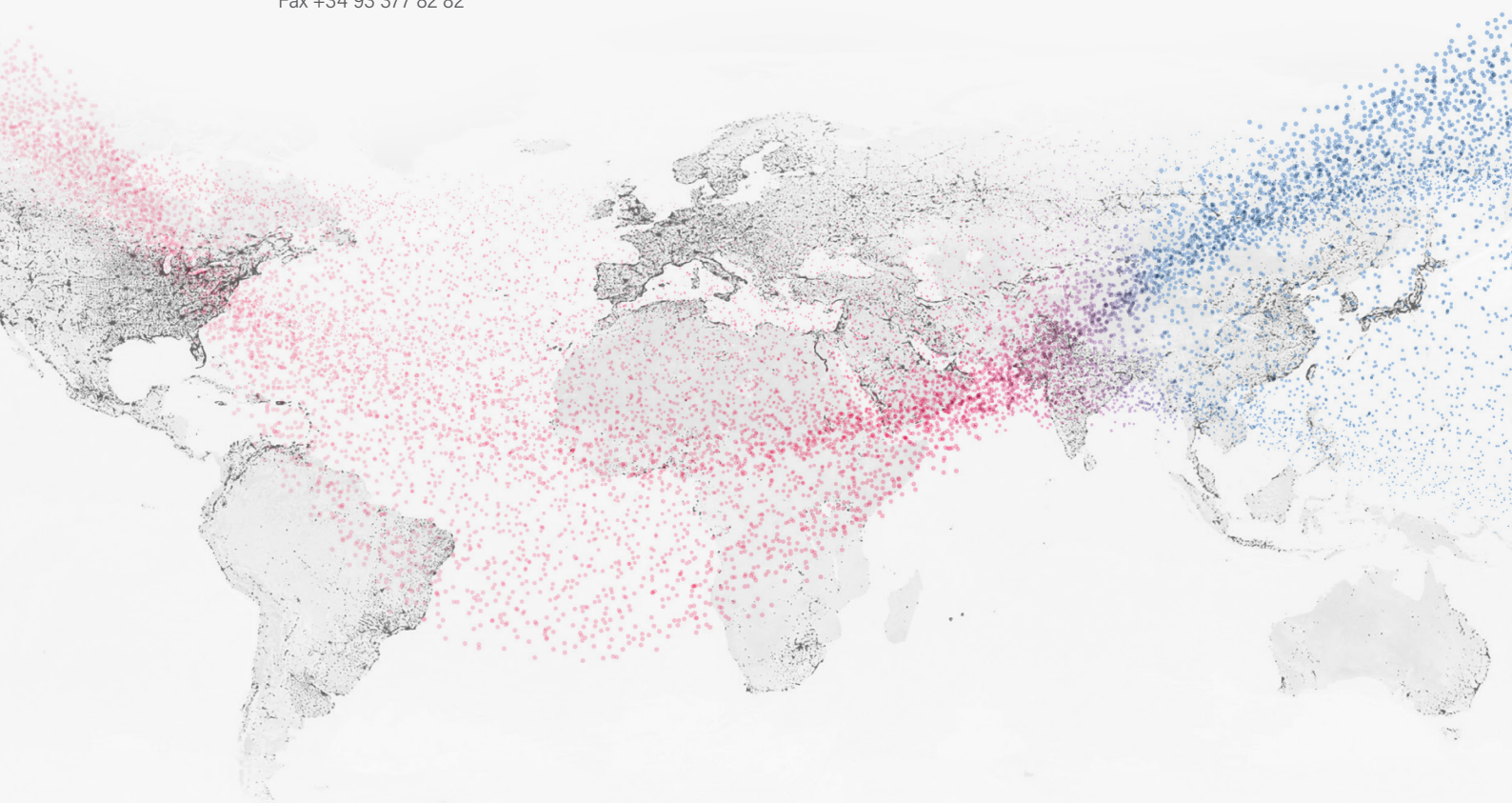
SILICI, 67-69
08940 CORNELLA DE LLOBREGAT
BARCELONA · SPAIN
Tel. +34 93 377 85 85
Fax +34 93 377 82 82

INTERNATIONAL SALES

Tel. +34 93 475 08 64
Fax +34 93 480 07 75
export@dfelectric.es

NATIONAL SALES

Tel. 93 475 08 64
Fax 93 480 07 76
comercial@dfelectric.es



dfelectric.es



According to the waste of electrical and electronic equipment directive, electrical material should not be part of the usual waste. This symbol alerts users that these products should be recycled according to local environmental waste disposal regulations.



The "electro technical expert" logo marked on the products included in this data sheet indicates that the installation of these products must be carried out by expert personnel with specialized knowledge.



To prevent electrical hazards, carry out the installation without voltage.



Safety notice
Please capture the following QR code and read our safety notice carefully before installing our products.



The data reflected in this technical record are subject to the correct installation of the product in accordance with manufacturer's instructions, relevant installation standards and professional practices, maintained and used in applications for which they were made.

The products described in this document have been designed, developed and tested in accordance with specific standard. They are considered components that are integrated as part of installation, machine or equipment. The correct general operation of the referred product is responsibility of the manufacturer of the installation, machine or equipment.

DF ELECTRIC cannot guarantee the characteristics of an installation, machine or equipment that has been designed by a third party. Once a product has been selected, the user must verify that it is appropriate for its application, through the verifications and/or tests that it deems appropriate.

DF ELECTRIC retains the right to change the dimensions, specifications, materials or design of its products at any time with or without notice.

©2022 DF Electric. All rights reserved